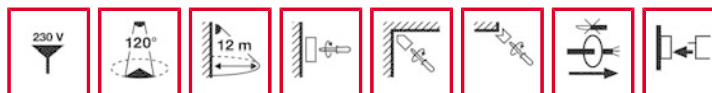




Order description
MD 120 brown

Order number
EM10025228

EAN code
4015120025228



Short description:

- Motion detector with 120° viewing distance for convenient lighting control
- Prevention of operating errors through in-built selector switch for test function/automatic operation
- One-handed plug-base installation for quick and easy installation
- Double diaphragm line entrance
- Connector bracket with large wiring space and optional line entrance from the top, bottom or rear
- Plug-in terminal for through-wiring of the protective conductor included
- Sensing and range adjustment by revolving and tilting spherical head technology
- Protective cap with bayonet lock for setting elements. Prevents unintentional parameter adjustment and protects from atmospheric influences
- For wall mounting
- Special brackets for mounting on inner and outer corners, available as accessories

Technical data:

| | |
|---------------------------------|--|
| Mains voltage | 230 V AC, 50 Hz |
| Approx. power consumption | 0.8 W |
| Viewing distance | 120° sensor horizontally rotatable +/- 90° |
| Range | approx. 12 m, at an installation height of 2,5 m |
| Range adjustment | mechanically by tilting the motion detector head max 80° |
| Setting options | mechanically by adjusting controller |
| Switching capacity | 230 V AC, 50 Hz, 1000 W/4.5 A (cos phi = 1), 500 VA/2.25 A (cos phi = 0.5) |
| Time setting | approx. 4 sec. - 10 mins. |
| Light value | approx. 2 - 1000 Lux |
| Permissible ambient temperature | -25 °C...+55 °C |
| Protection type | IP 44 |
| Protection class | II |
| Test symbol | TÜV Süd |
| Installation type | wall mounting, mounting on inner and outer corners possible with accessories |
| Housing material | UV stabilised polycarbonate |
| Approx. measurements | height 81 mm x width 74 mm x length 102 mm |

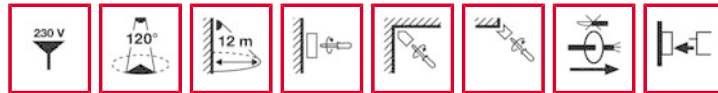
Accessories

- EM10025525 - MD corner bracket brown
- EM10980701 - RC-filter aluminium appearance

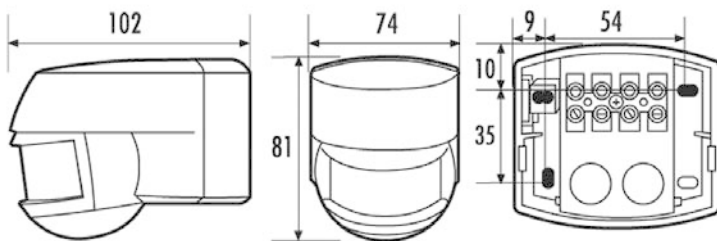
Order description
MD 120 brown

Order number
EM10025228

EAN code
4015120025228

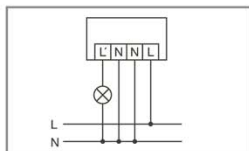


Dimensions in mm

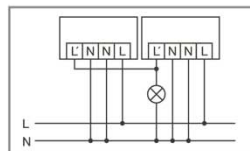


Schaltplan

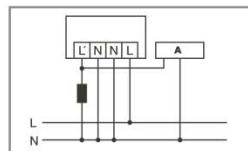
Bewegungsmelder MD 120, MD 200



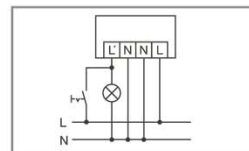
Standardbetrieb



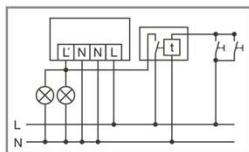
Parallelschaltung von max. 8 Geräten.



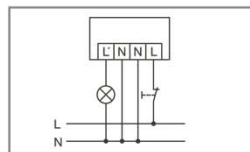
Bei Schaltung von Induktivitäten (z. B. Relais, Schütze, Vorschaltgeräte) kann der Einsatz eines Löschgliedes (A) erforderlich sein.



Standardbetrieb mit zusätzlicher Dauerlichtfunktion durch externen Schalter.



Parallelschaltung mit Treppenlichtautomat.



Standardbetrieb mit der zusätzlichen Möglichkeit des Einschaltens von Hand.

www.esylux.com